

**IKM Silicon Carbide(SiC)
AHF/SVG Product Introduction**



1.1 IKM AHF/SVG Silicon Carbide (SiC) Series

Introduction

In traditional low-voltage 415V power quality systems, switching devices commonly use silicon-based IGBT. The new generation of silicon carbide (SiC) materials has numerous advantages over silicon (Si)-based materials, including lower losses and smaller size. At the same time, with technological advancements, the power capacity of SiC MOS has gradually expanded and has begun to be widely applied in high-power fields such as new energy vehicles, energy storage, and power quality management.

With the large-scale release of domestic SiC production capacity in 2025 and the reduction in SiC device costs, iKonMac has adopted the industry's most advanced active clamping technology, softswitching technology, and proprietary innovative technology, combined with SiC devices, to launch the 415V(304V-456V) SiC power quality device. Compared to the current silicon-based IGBT products in the industry, it has twice the reliability and response speed, and the power module size has been reduced by 46%.



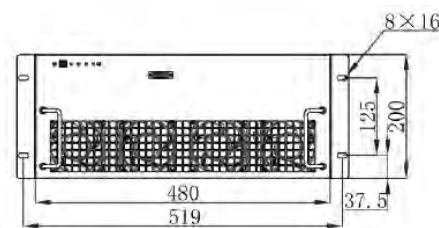
Size Reduced by 46%



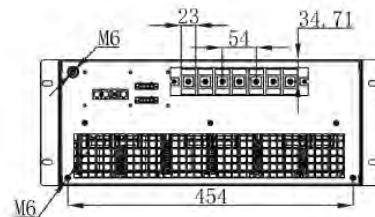
Silicon Carbide MOS

Dimensions

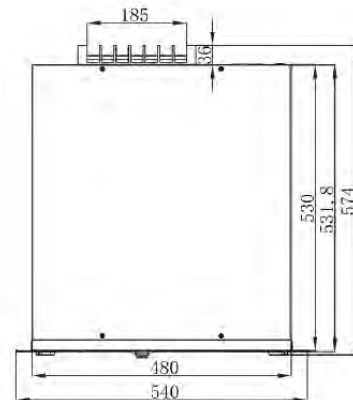
Front view




Rear view



Top view



Side view



1.2 IKM AHF/SVG SiC Series Specifications

Category	Indicators	Specification
	Product Series	AHF/SVG 415V SiC Series
Dimensions	Module Specifications	100kvar / 150A
	Module Dimensions(W*H*D)	480*200*530
	Number of Parallels	12
	600*800*2200 Max Capacity Per Cabinet	750A or 500kvar
Input	Operating Voltage	(304V-456V)
	Operating Frequency	50Hz/60Hz(±10%)
	Current Transformer	100 : 5 ~ 10000 : 5
Functions	Controller	100% Full FPGA, 16 CPUs parallel computation
	Harmonic Compensation	AHF: 2-50th harmonics, SVG: 2-25th harmonics
	Harmonic Elimination Rate	Better than the requirements of the "JB/T11067-2011 Low Voltage Active Harmonic Filter Device"
	Switching Frequency	80kHz (Infineon Silicon Carbide MOSFET)
Communication Protocol	Communication Method	RS485, Modbus RTU, Wifi (Remote control debugging)
	Upper-Level Software	All parameters can be set via the upper-level software
	Fault Alarm	Up to 500 alarm messages can be recorded
	Monitoring	Supports independent monitoring of each module / centralized monitoring of the entire system
Technical Indicators	Response Time	≤10ms , instant response ≤ 50us
	Efficiency	>98.5% , ≤1.5% (Active Power Loss)
	Cooling Method	Intelligent air cooling
	Noise	≤60dB
	Protection Functions	There are more than 20kinds of protection such as overvoltage, undervoltage, overheating, overcurrent, short circuit, etc
	CT Installation Location	Load Side
Mechanical Properties	Module Weight	30kg
	Color	7035 Fine orange texture
Environmental Requirements	Operating Temperature	-40°C~+60°C
	Altitude	<5000meters (More than 1000 meters, For every 100 meters of additional elevation, the power is reduced by 1%.)
	Relative Humidity	<95%, No condensation
	Protection Level	Module IP20 + Electronic Layer IP42 (Customizable IP54 or IP65)
	Pollution Resistance Level	Level 2 (Customizable level 3)

A technician in a white lab coat and safety glasses is working on a circuit board in a factory setting. The technician is wearing white gloves and is focused on the task. In the background, another technician is visible, also working. The scene is lit with blue and white lights, creating a professional and technical atmosphere.

02

**iKonMac Tech
Core Advantages**

2.1 Research and Development Strength

1 Master the Core Technology of AHF/SVG

- iKonMac specializes in R&D, with all products independently developed using core AHF and SVG technologies, including 7th-generation IGBT and full FPGA control chips.
- The Product Features a unique layered design, with industry-leading technical parameters and over 30 patents, including 5 inventions and 8 software copyrights.
- iKonMac continuously innovates to advance power quality products and drive industry progress.

Quality Comes From Professionalism



2 R&D Team Composition

- The R&D team of iKonMac is composed of high-tech professionals such as postdoctoral, doctoral, and master's degrees, with a R&D workforce accounting for 35%.
- The R&D team consists of positions such as Chief Engineer, Software, Control, Electronics, Electrical, Layout, Structure, Heat Flow, Testing, Process, etc. The R&D team is fully equipped.
- The R&D personnel mainly come from well-known universities such as Shanghai Jiaotong University, Zhejiang University, Xi'an Jiaotong University, Huazhong University of Science and Technology, and China University of Mining and Technology.

Focus On Creating Excellence



5 Proportion of R&D Investment


- The proportion of R&D investment is greater than 12% of annual sales revenue and continues to increase year by year.

4 R&D Management and Development Equipment

- iKonMac follows the IPD product development process and has partnered with Shanghai JiaoTong University to establish a joint laboratory. This collaboration enhances R&D management, accelerates the transformation of high-tech achievements, and boosts product innovation.
- We have advanced development and testing equipment, including vibration tables, programmable power supplies, IGBT testers, power quality analyzers, temperature change test boxes, and performance testing platforms for active filters and static reactive power generators.
- A dedicated project customization team provides R&D support for product adjustments in special projects.

3 Experienced R&D Team

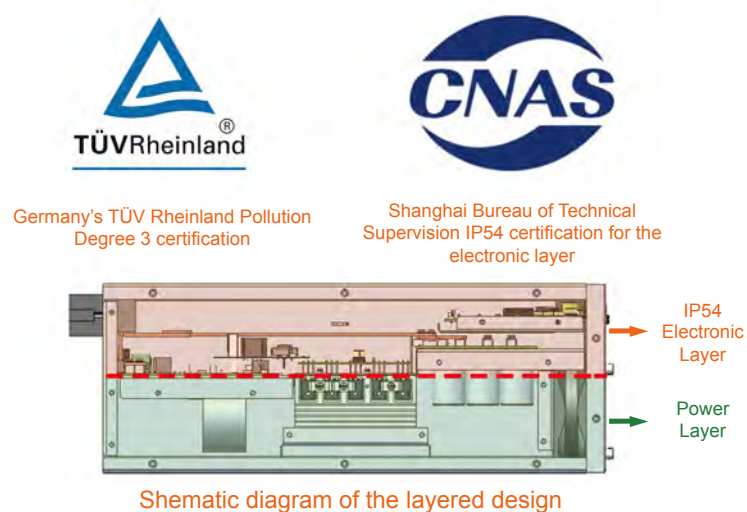
- Core R&D personnel with 30 years of experience in power electronics development and over 15 years of experience in AHF/SVG development.
- The R&D team previously developed the medium voltage SVG in 2007 and put it into use in 2008. In 2009, a full cabinet AHF was developed and put into use the same year. Modular AHF was developed from 2010 to 2011 and put into use in 2011. In 2015, AHF/SVG was developed based on the core technology of the 7th generation IGBT and full FPGA, and was put into use in 2016. Industrial specific models were developed in 2019 and officially put into use in 2020.



2.2 Product Core Advantages


1 Extremely High Anti Pollution Ability

The design adopts a layered structure, with the electronic layer and power components separated. The electronic layer provides effective insulation, moisture-proofing, and dust-proofing, while the power layer is cooled by fans. The electronic layer has an IP54 protection rating, and the module has a pollution resistance level of Class 3, making it suitable for harsh environments such as saline, humid, dusty, and corrosive gas conditions.



2 Adopting the 7th Generation IGBT from German Infineon

iKonMac's AHF/SVG uses the seventh generation IGBT, while most domestic AHF/SVG manufacturers still use the third generation. At the same time reducing switching loss by one-third and increasing the switching frequency by 2x40kHz, with parallel interleaving technology achieving an effective switching frequency of 80kHz. This challenges the control algorithm, as the main control chip needs to complete a PWM calculation within $1/80k=12.5\mu s$. iKonMac uses FPGA as the main control chip with parallel processing and multi-core CPU computing, allowing faster completion of control algorithms.



3 Adopting a Full FPGA Main Control Chip

Using the seventh-generation IGBT, doubling the switching frequency halves the control calculation time. Most manufacturers use DSP combined with CPLD or FPGA, but DSP's single-core serial processing can't meet the high switching frequency of the seventh generation IGBT. iKonMac's AHF/SVG uses an all FPGA control chip, with 8 million logic gates in the calculation program, equivalent to 16 parallel-running hardware CPU units.



FPGA Main Control Chip

4 Extremely Low Noise 60dB

Noise is crucial for user experience and comes from two main sources: first, heat dissipation, including airflow and fan noise. With the seventh generation IGBT, iKonMac reduces losses, adds temperature monitoring, and adjusts fan speed based on temperature, significantly lowering fan noise. Second, noise from the reactor is caused by high-frequency switching currents, with higher switching frequencies resulting in lower noise. iKonMac's seventh-generation IGBT achieves an effective switching frequency of 80kHz, compared to the common 20kHz, reducing module noise to under 60dB, while the industry standard is below 70dB.



Extremely Low Noise 60dB

5 Extremely Low Power Consumption 2.5%

The higher the active power loss, the more severe the heat generated by the device, and many failures in power electronics are due to internal heat damaging electronic components. Reducing active power loss is crucial, especially for large-scale applications like state grid industries. For AHF/SVG, power loss is a critical technical parameter. For instance, a 100A AHF module has a loss of 2.5%, which affects touch screen power, reactor heating, IGBT heating, etc., and reducing loss by even 0.1% is challenging.

iKonMac uses the seventh-generation IGBT, which reduces loss by 1/3 compared to the previous generation. By increasing the switching frequency to 40kHz, the inductance is halved, and with interleaved parallel technology, it is reduced even further. This results in an inductance value only 1/4 of similar products, leading to proportionally lower losses. As a result, iKonMac's AHF/SVG has a loss of less than 2.5%, while domestic products typically measure 3.5%.



Power Consumption \leq 2.5%

6 Extremely High Temperature Resistance of 55°C

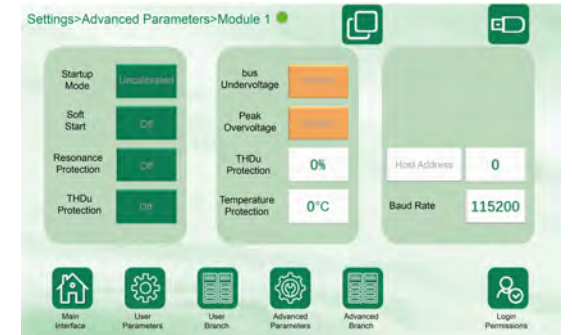
For AHF/SVG, reliability comes from voltage and temperature resistance. iKonMac's AHF/SVG can run at full load in 55°C environments, thanks to the seventh-generation IGBT, which reduces loss and temperature rise, and the layered design that ensures effective heat dissipation and protection for the electronic layer.



Full-load operation at an ambient temperature of 55°C.

7 Intelligent Compensation Efficient Prevention of Resonance

iKonMac's AHF/SVG adds a smart startup mode in the software to effectively avoid resonance points and protect the device's normal operation, enhancing product reliability. This allows the product to be used in more challenging electrical environments.



Smart Startup Mode

8 Extremely High Power Density 800A/675kvar

iKonMac's AHF/SVG adopts a standard modular design with an efficient layout and high power density. For a 800x800 standard cabinet, its capacity can reach 800A or 675kvar.



Specification	Max Power
Single Module/ Wall Mounted	200A/150kvar
600(W) * 600(D) Cabinet	300A/200kvar
800(W) * 600(D) Cabinet	400A/300kvar
600(W) * 800(D) Cabinet	600A/300kvar
800(W) * 800(D) Cabinet (Recommend Dimensions: 800(W) * 1000(D) Cabinet)	800A/675kvar

Maximum 800A/675kvar per cabinet

2.3 Quality Control

Incoming Inspection:

- All components are sourced from well-known international and domestic manufacturers.
- All materials undergo incoming inspection, with random checks for standard materials and full checks for critical ones.
- Key inspection equipment includes:
 - Bridge — for measuring inductance
 - Heat sink jig — for measuring hole positions on heat sinks
 - Inductor jig — for measuring inductor dimensions
 - Oven — for testing FPC terminal temperature resistance
 - Microscope — for inspecting PCBA soldering quality
 - High-precision multimeter — for measuring precision resistors (0.001)
- After all components are inspected, they are sent to the SMT factory for assembly.

ICT Testing

- The SMT factory conducts ICT testing on all completed PCBs to prevent soldering defects such as cold or missed solder joints.

FCT Testing

- Once the PCBs arrive at the company, full inspection is carried out with dedicated testing fixtures for each board

Assembly

- All assembly is done in an ESD-protected environment (ESD clothing, shoes, flooring, constant temperature and humidity chamber, ESD wristbands, ESD transit boxes, and all equipment grounded). Process inspections are conducted according to SOP.

Low-voltage Testing

- After assembly, products undergo 30V low-voltage communication testing on a custom automated test platform.

High-voltage Testing

- Next, products undergo 400V high-voltage on/off testing on a custom automated test platform.

Aging Test

- Full-load aging test of all modules for 24 hours.

Final Inspection

- Before shipment, the product undergoes a final inspection to check its operational status.



2.4 Service Competitiveness

Product Customization

- Custom brand silk printing
- Customized design for human-machine interface startup screen
- Customized shipping documentation
- Special projects with dedicated R&D technical support.



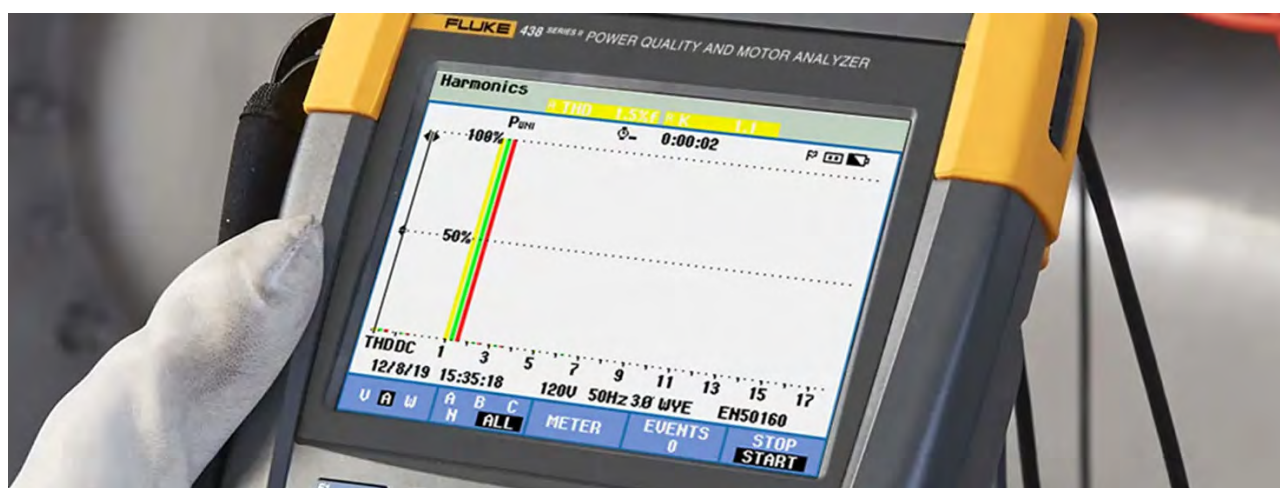
Power Quality Testing Services and Professional Solutions

- Provide power quality testing services
- Develop professional power quality management solutions
- Create reasonable corrective action plans
- Full-line technical support for solution implementation
- Provide project effectiveness reports and equipment operation reports.



Power Quality Issues:

Technical Consultation, Installation Guidance, Debugging, and Training Services



After-Sales Service Commitment

Supporting Documentation

We ensure product traceability with full documentation, including user manuals, product drawings, and technical info for each project.

Online-Remote Service

We offer remote technical support with a response time under 2 hours, and resolve issues within 24 hours. For unresolved issues, on-site technicians will be dispatched.

Post-Warranty Service

Lifetime maintenance after warranty, charging only for costs. A full maintenance plan is provided beyond warranty.

Service Records

We keep detailed records of every customer interaction, service, and feedback for quality analysis.

Preventive Inspections

Regular follow-ups and site inspections to ensure customer satisfaction.



iKonMac *Reliability at Our Core*